

SamDCL1.dcl



①text1:dialog



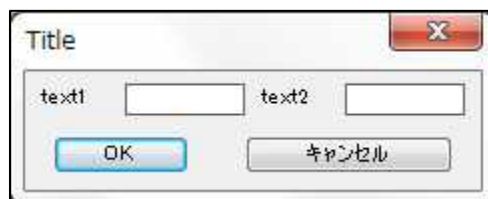
②text2:dialog



③text3:dialog



④text4:dialog



⑤text5:dialog



A dialog box titled "Title" with a close button (X) in the top right corner. The dialog contains three labels: "title1", "title2", and "title3". "title2" and "title3" are followed by text input fields. At the bottom, there are two buttons: "OK" and "キャンセル" (Cancel).

⑥text6:dialog



A dialog box titled "Title" with a close button (X) in the top right corner. The dialog contains three labels: "title1", "title2", and "title3". "title2" and "title3" are followed by text input fields. At the bottom, there are two buttons: "OK" and "キャンセル" (Cancel).

⑦text7:dialog



A dialog box titled "Title" with a close button (X) in the top right corner. The dialog contains seven labels: "title2", "title3", "title4", "title5", "title6", and "title7". "title3", "title4", "title6", and "title7" are followed by text input fields. At the bottom, there are two buttons: "OK" and "キャンセル" (Cancel).

⑧text8:dialog



A dialog box titled "Title" with a close button (X) in the top right corner. The dialog contains six labels: "title1", "title2", "title3", "title4", "title5", and "title6". "title2", "title3", "title5", and "title6" are followed by text input fields. At the bottom, there are two buttons: "OK" and "キャンセル" (Cancel).

⑨text9:dialog



A dialog box titled "Title" with a close button (X) in the top right corner. The dialog contains six text input fields arranged in two rows. The first row has "title1" above a single wide field. The second row has "title2" above a field and "title3" above a field. The third row has "title4" above a single wide field. The fourth row has "title5" above a field and "title6" above a field. At the bottom, there are two buttons: "OK" and "キャンセル" (Cancel).

⑩text10:dialog



A dialog box titled "Title" with a close button (X) in the top right corner. The dialog contains six text input fields arranged in two columns. The left column has "title1" above a single wide field, "title2" above a field, and "title3" above a field. The right column has "title4" above a single wide field, "title5" above a field, and "title6" above a field. At the bottom, there are two buttons: "OK" and "キャンセル" (Cancel).

⑪text11:dialog



A dialog box titled "Title" with a close button (X) in the top right corner. The dialog contains one text input field labeled "title1". At the bottom, there are two buttons: "OK" and "キャンセル" (Cancel).

⑫text12:dialog



A dialog box titled "Title" with a close button (X) in the top right corner. The dialog contains one text input field labeled "title1". At the bottom, there are two buttons: "OK" and "キャンセル" (Cancel).

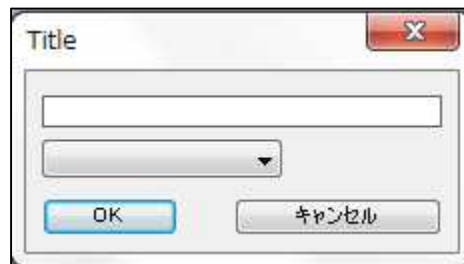
⑬text13:dialog



⑭text14:dialog



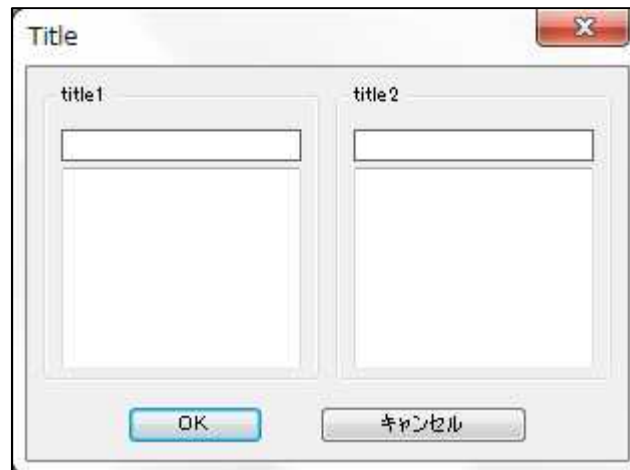
⑮text15:dialog



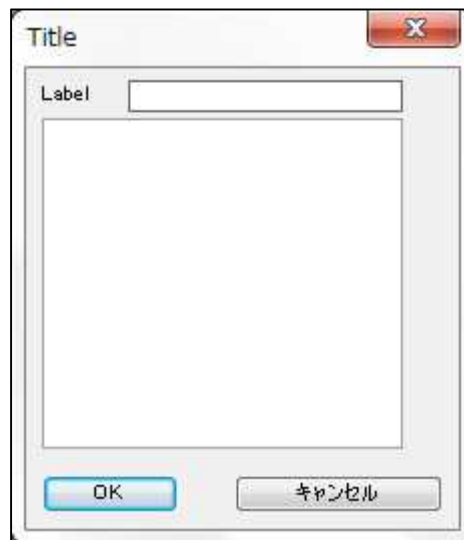
⑯text16:dialog



⑰text17:dialog



⑱text18:dialog



⑲text19:dialog



@text20:dialog

